

Modular Cooking Range Line EVO900 Full Module Ambient Worktop

ITEM # _____

MODEL # _____

NAME # _____

SIS # _____

AIA # _____



392160 (Z9WTNHN000)

Ambient worktop with closed front, 1 module

Short Form Specification

Item No. _____

To be installed on EVO900 refrigerated base, open base cupboard, bridging supports or cantilever systems. Constructed in stainless steel with Scotch Brite finish. Worktop in 20/10, stainless steel. Right angled side edges eliminate gaps and possible dirt traps between units.

Main Features

- Heavy duty internal frame in Stainless steel.
- Unit to be installed on other 900 line bases.
- Right angled side edges eliminate gaps and possible dirt traps between units.
- Suitable for countertop installation.

Construction

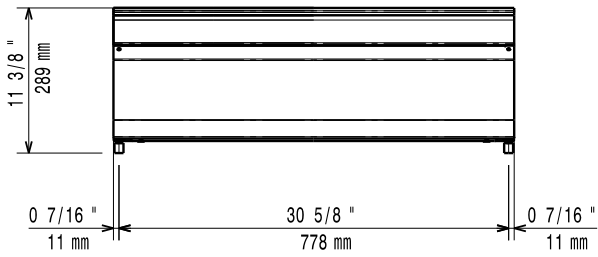
- Stainless steel top provides a heavy duty work surface under any load.
- Unit is 900mm deep to give a larger working surface area.

APPROVAL: _____

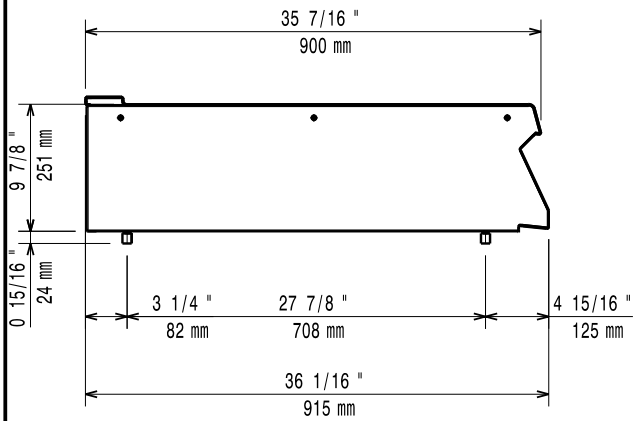
Optional Accessories

- Junction sealing kit PNC 206086
- Support for bridge type installation, 800 mm PNC 206137
- Support for bridge type installation, 1000 mm PNC 206138
- Support for bridge type installation, 1200 mm PNC 206139
- Support for bridge type installation, 1400 mm PNC 206140
- Support for bridge type installation, 1600 mm PNC 206141
- Side handrail for right/left hand PNC 206165
- Frontal handrail 800 mm PNC 206167
- Full module overshelf PNC 206184
- Large handrail (portioning shelf) 800 mm PNC 206186
- Frontal handrail 1200 mm PNC 206191
- Frontal handrail 1600 mm PNC 206192
- Water column with swivel arm (water column extension not included) PNC 206289
- Water column extension PNC 206290
- 2 side covering panels, height 250 mm, depth 900 mm PNC 206321


Front



Side



Top



Key Information:

External dimensions, Width:	
392160 (Z9WTNHN000)	800 mm
External dimensions, Depth:	900 mm
External dimensions, Height:	250 mm
Net weight:	44 kg